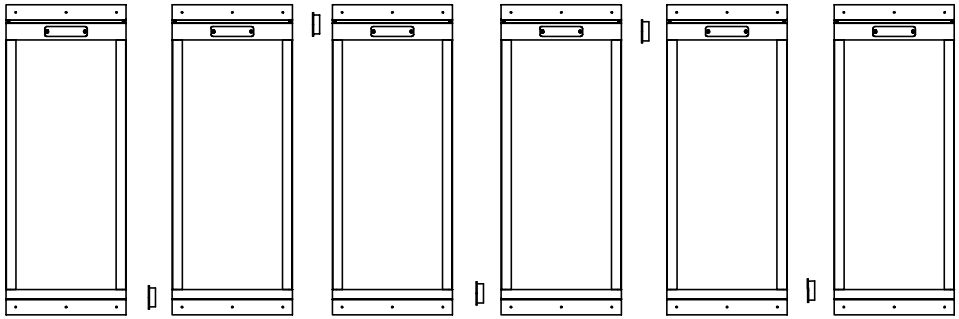

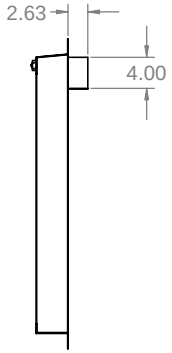

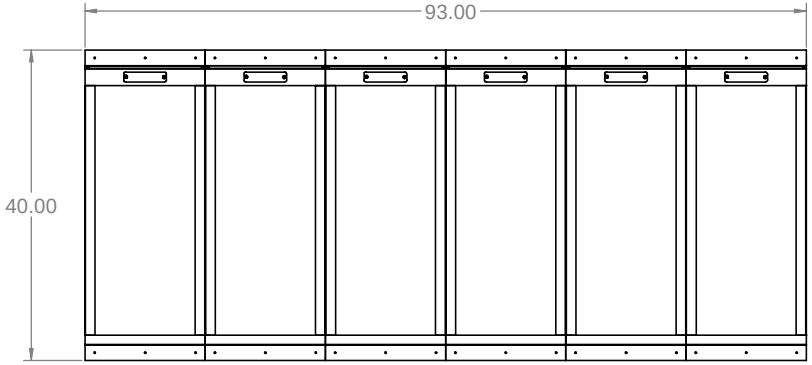

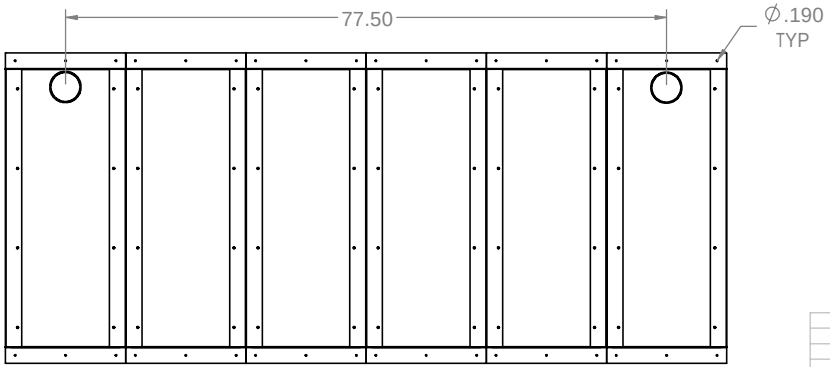

				NAME	DATE
		UNLESS OTHERWISE SPECIFIED:			
		DIMENSIONS ARE IN INCHES	DRAWN	DB	9-12-09
		TOLERANCES: FRACTIONAL ±	CHECKED	SCR	9-13-09
		ANGULAR: MACH ± BEND ±	ENG APPR.		
		TWO PLACE DECIMAL ±1/32	MFG APPR.		
		THREE PLACE DECIMAL ±1/32	Q.A.		
		INTERPRET GEOMETRIC TOLERANCING PER:	COMMENTS:		
		MATERIAL			
		FINISH			
NEXT ASSY	USED ON				
APPLICATION					

PROPRIETARY AND CONFIDENTIAL

THE INFORMATION CONTAINED IN THIS DRAWING IS THE PROPERTY OF SOLAR AIR SYSTEMS. ANY REPRODUCTION IN PART OR AS A WHOLE WITHOUT THE WRITTEN PERMISSION OF SOLAR AIR SYSTEMS IS PROHIBITED.

SOLAR AIR SYSTEMS

TITLE:

INSTALLATION, MODEL 1536

SIZE	DWG. NO.	REV
D	230108	1
SCALE: 1:8	WEIGHT:	SHEET 1 OF 1

REV	
D	230108